


# READING DISCOVERY

EXPLORE PLACES, THINGS, AND FOODS  
DISCOVER INTERESTING FACTS  
GROW AS AN NATIVE



# Chocolate

## Pre-Reading

### A. Warm-Up Questions

- 1 Where does chocolate come from?
- 2 What type of chocolate came first?
- 3 What do you think a chocolate house is?



### B. Vocabulary Preview

Match up as many words and meanings as you can.


Check this exercise again after seeing the words in context on page 2.

- |                  |   |
|------------------|---|
| _____ 1 seed     | (a) a king or queen's daughter or a prince's wife |
| _____ 2 spicy    | (b) the plant part that grows into another plant  |
| _____ 3 sweet    | (c) hot in flavor                                 |
| _____ 4 recipe   | (d) instructions to make food                     |
| _____ 5 princess | (e) sugary in flavor                              |

# Reading

## Chocolate

- 1 Did you know that chocolate grows on trees? The cacao tree has fruit that looks like melons. There are special **seeds** inside this fruit. These seeds make chocolate.
- 2 The Aztecs used the seeds as money. Their money made a special chocolate drink. Did you know that they added chili peppers to this drink? It was **spicy** instead of **sweet**.
- 3 Many years later, the Spanish discovered this drink in Mexico. They took the chocolate seeds back to Spain. They added sugar to the drink. It was delicious. Spain kept this **recipe** a secret for about 100 years. One legend says that a Spanish **princess** sold the secret recipe.
- 4 The whole world loved the sweetened drink. England opened chocolate houses in the 1650s. These were like today's cafes. Chocolate factories and chocolate bars came next. Soon the world couldn't live without chocolate.



# Comprehension

Discuss these questions in pairs, and write the answers below.

**1** Where does chocolate come from?

---

**2** Who were the first people to taste chocolate?

---

**3** What did the first chocolate drink taste like?

---

**4** How did the Spanish people change the chocolate drink?

---

**5** According to legend, what did a Spanish princess do?

---

## Bonus Question

Can you guess what chocolate lovers are called today?

- chocoloteers
- chocoholics
- chocomaniacs
- chocolovers

# Practice

## A. Crossword


Read the clues and fill in the puzzle.

### Down

- 1 found for the first time
- 2 the taste of food after you add sugar
- 3 a list of food and steps for making something to eat or drink
- 4 tastes good
- 7 many are found inside a piece of fruit

### Across

- 2 chili peppers make food taste this way
- 5 a place to sit and have a hot drink and snack
- 6 a daughter of a king




## B. Word Search

Find all the words from the Word List.

### Word List

- spicy
- princess
- sweet
- recipe
- chocolate
- seeds



# Listening

Listen to a recording of this reading.

Fill in the gaps. Listen again and check your answers.

## Chocolate

- 1 Did you know that chocolate grows on trees? The cacao tree has fruit that looks like melons. There are special \_\_\_\_\_ inside this fruit. These seeds make \_\_\_\_\_ .
- 2 The Aztecs used the seeds as money. Their money made a special chocolate drink. Did you know that they added chili peppers to this drink? It was \_\_\_\_\_ instead of \_\_\_\_\_ .
- 3 Many years later, the Spanish discovered this drink in Mexico. They took the chocolate seeds back to Spain. They added sugar to the drink. It was delicious. Spain kept this \_\_\_\_\_ a secret for about 100 years. One legend says that a Spanish \_\_\_\_\_ sold the secret recipe.
- 4 The whole world loved the sweetened \_\_\_\_\_ . England opened chocolate houses in the 1650s. These were like today's cafes. Chocolate factories and chocolate \_\_\_\_\_ came next. Soon the world couldn't live without chocolate.

# Answer Key

## Lesson Description:

Students learn about the history of chocolate through reading, speaking, listening, and vocabulary tasks.

**Tags:** chocolate, cocoa reading, discussion, vocabulary, discovery

## Pre-Reading

### A. Warm-Up Questions

Answers will vary.

### B. Vocabulary Preview

1. b      2. c      3. e      4. d      5. a

## Reading

Read individually, in small groups, or as a class. You can also play the listening as your students read along. A gap-fill version of the reading is available on page 5. Help your students with vocabulary and expressions that they are unfamiliar with.

## Comprehension


- Chocolate comes from the seeds of the fruit on a cacao tree.
- The first people to taste chocolate were the Aztecs.
- The first chocolate drink was spicy.

- The Spanish added sugar and made a sweetened chocolate drink.
- One legend says that a Spanish princess sold the secret chocolate recipe.

Bonus Answer: chocoholics

## Practice

### A. Crossword



(continued on the next page...)

# Answer Key cont.

## Practice cont.

### B. Word Search

p r n s i p c  
 s s i n m b i  
 s o p l m e n  
 e p i b p e m  
 c n i j n r p  
 n c c c h c o  
 l e h o y h l  
 r a t a e o l  
 p p s c i c c  
 y y e y r o e  
 i p e p n l l  
 r n d e r a a  
 r n s b a t d  
 p i s w e e t  
 a c d e f g d

### More Facts to Share:

1. The botanical name for the cacao tree is *Theobroma cacao*. This means "food of the gods."
2. After cacao seeds are cut out of the pod, they are left out to "sweat" in the sun. If they don't sweat, they taste like raw potatoes!
3. Some doctors say that eating chocolate is good for the body. Sugar in chocolate makes it bad for the teeth.
4. Cats and dogs can get very sick from chocolate. They can die if they eat a large amount.
5. Americans rate chocolate as their number one food.
6. Seventy percent of all cacao trees are in West Africa.

## Listening

1. seeds, chocolate
2. spicy, sweet
3. recipe, princess
4. drink, bars

### Editor's Note:

Young learners who complete a task quickly can color in the image on page 2.

### Spelling Note:

This lesson shows the American spelling of the word *Flavor*. Most other English-speaking countries spell these words this way: *Flavour*. Make it a challenge for your students to find this word in the lesson and see if they know the alternate spelling.



# Cheese

## Pre-Reading

### A. Warm-Up Questions

- 1 What is cheese made from?
- 2 What is your favorite kind of cheese?
- 3 Why does some cheese cost more than other cheese?



### B. Vocabulary Preview

Match up as many words and meanings as you can.

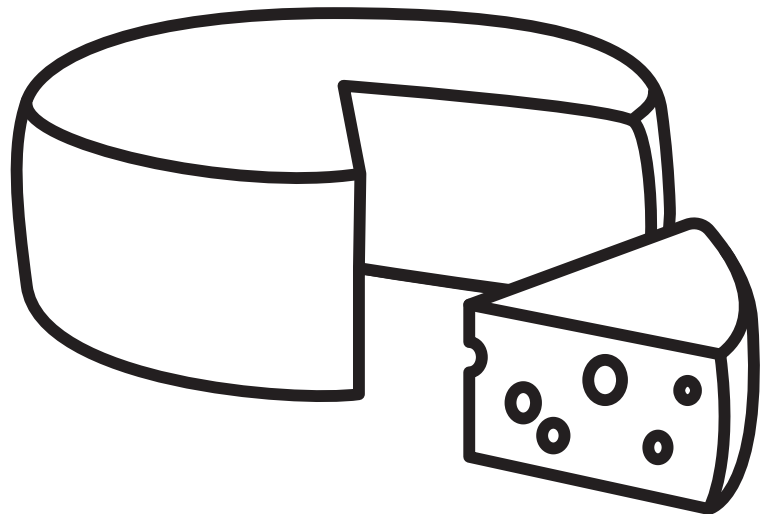
Check this exercise again after seeing the words in context on page 2.

- |                     |  |
|---------------------|--|
| _____ 1 mammal      | Ⓐ the steps to complete something                      |
| _____ 2 firm        | Ⓑ costing a lot of money                               |
| _____ 3 process     | Ⓒ how warm or cold something is                        |
| _____ 4 temperature | Ⓓ an animal with a mother that feeds milk to her young |
| _____ 5 expensive   | Ⓔ hard   |

# Reading

## Cheese

- 1** Did you know that reindeer's milk makes cheese? So does camel's milk! Milk from any **mammal** can make cheese. Most cheese comes from cow's milk or goat's milk.
- 2** Milk is separated into solid and liquid parts. The solid part of the milk is the curds. The liquid part is the whey. Cheesemakers dry, shape, and mix the curds with spices and herbs. Cheese comes in many textures. It can be creamy, **firm**, or crumbly.
- 3** Each cheese has a different age! The aging **process** can take six months or more. The flavor of the cheese changes as it ages. Did you know that blue cheese ages in a cave? Cheese caves keep the **temperature** of the cheese the same at all times.
- 4** Old cheese is more **expensive** than mild cheese. Expensive food that comes in small amounts is a delicacy. Casu Marzu is a delicacy in Italy.



# Comprehension

Discuss these questions in pairs, and then write the answers below.

**1** What type of animal does cheese come from?

---

**2** What are the two different parts of milk?

---

**3** Name one example of a cheese texture.

---

**4** Why is old cheese more expensive?

---

**5** What does "delicacy" mean?

---

## Bonus Question

Can you guess what  
Casu Marzu means in English?

- old cheese
- rotten cheese
- delicious cheese
- expensive cheese

# Practice

## A. Matchup

Draw a line between the words on the left and their opposites.

- |               |              |
|---------------|--------------|
| 1 liquid      | a cheap      |
| 2 firm        | b solid      |
| 3 curds       | c creamy     |
| 4 expensive   | d whey       |
| 5 mild cheese | e old cheese |

## B. Word Jumble

Read the clues and try to unscramble the words.

#	Clue	Scrambled	Unscrambled
1	an animal that makes milk for its babies	ammalm	
2	the doing or making of something	cessopr	
3	how warm or cold something is	aermptereut	
4	a type of food that is expensive	licadeyc	
5	cheese with this texture breaks apart into little bits	mclbyru	

# Listening

Listen to a recording of this reading.

Fill in the gaps. Listen again and check your answers.

## Cheese

- 1** Did you know that reindeer's milk makes \_\_\_\_\_ ?  
So does camel's milk! Milk from any \_\_\_\_\_ can  
make cheese. Most cheese comes from cow's milk or  
goat's milk.
- 2** Milk is separated into \_\_\_\_\_ and liquid parts. The  
solid part of the milk is the curds. The liquid part is the  
whey. Cheesemakers dry, shape, and mix the curds with  
spices and herbs. Cheese comes in many textures. It can  
be creamy, \_\_\_\_\_, or crumbly.
- 3** Each cheese has a different age! The  
aging \_\_\_\_\_ can take six months or more.  
The flavor of the cheese changes as it ages. Did you  
know that blue cheese ages in a cave? Cheese caves  
keep the \_\_\_\_\_ of the cheese  
the same at all times.
- 4** \_\_\_\_\_ cheese is more \_\_\_\_\_ than  
mild cheese. Expensive food that comes in small  
amounts is a delicacy. Casu Marzu is a delicacy in Italy.

# Answer Key

**Lesson Description:**

Students learn about cheese through reading, speaking, listening, and vocabulary tasks.

**Tags:** cheese, reading, discussion, vocabulary, discovery

## Pre-Reading

**A. Warm-Up Questions**

Answers will vary.

**B. Vocabulary Preview**

1. d      2. e      3. a      4. c      5. b

## Reading

Read individually, in small groups, or as a class. You can also play the listening as your students read along. A gap-fill version of the reading is available on page 5. Help your students with vocabulary and expressions that they are unfamiliar with.

## Comprehension

1. Cheese comes from the milk of any mammal.
2. The two different parts of milk are the curds and whey.
3. Examples of cheese textures are creamy, firm, and crumbly.
4. Old cheese takes longer to make.
5. A delicacy is a food that is expensive and comes in small amounts.

Bonus Answer: rotten cheese (This cheese is aged for so long it has maggots in it. Some Italians remove the maggots before they eat this cheese. Others do not!)

## Practice

**A. Matchup**

1. b      2. c      3. d      4. a      5. e

**B. Word Jumble**

- |            |                |            |
|------------|----------------|------------|
| 1. mammal  | 3. temperature | 5. crumbly |
| 2. process | 4. delicacy    |            |

(continued on the next page...)

# Answer Key cont.

## Listening

- |                   |                         |
|-------------------|-------------------------|
| 1. cheese, mammal | 3. process, temperature |
| 2. solid, firm    | 4. Old, expensive       |

### More Facts to Share:

1. Blue cheese is so old that it's moldy.
2. Eating cheese in between meals can keep your teeth clean!
3. The world's most popular cheese is cheddar.
4. Cold cheese needs to warm up. Take it out of the fridge half an hour before you eat it. It will taste better that way.
5. A person who sells cheese is called a cheesemonger.
6. Cheesemakers call the holes in Swiss cheese the eyes.
7. There are over 2,000 types of cheese in the world.

### Spelling Note:

This lesson shows the American spelling of the words *Favorite* and *Flavor*. Most other English-speaking countries spell these words this way: *Favourite* and *Flavour*. Make it a challenge for your students to find these words in the lesson and see if they know the alternate spellings.

### Editor's Note:

Young learners who complete a task quickly can color in the image on page 2.